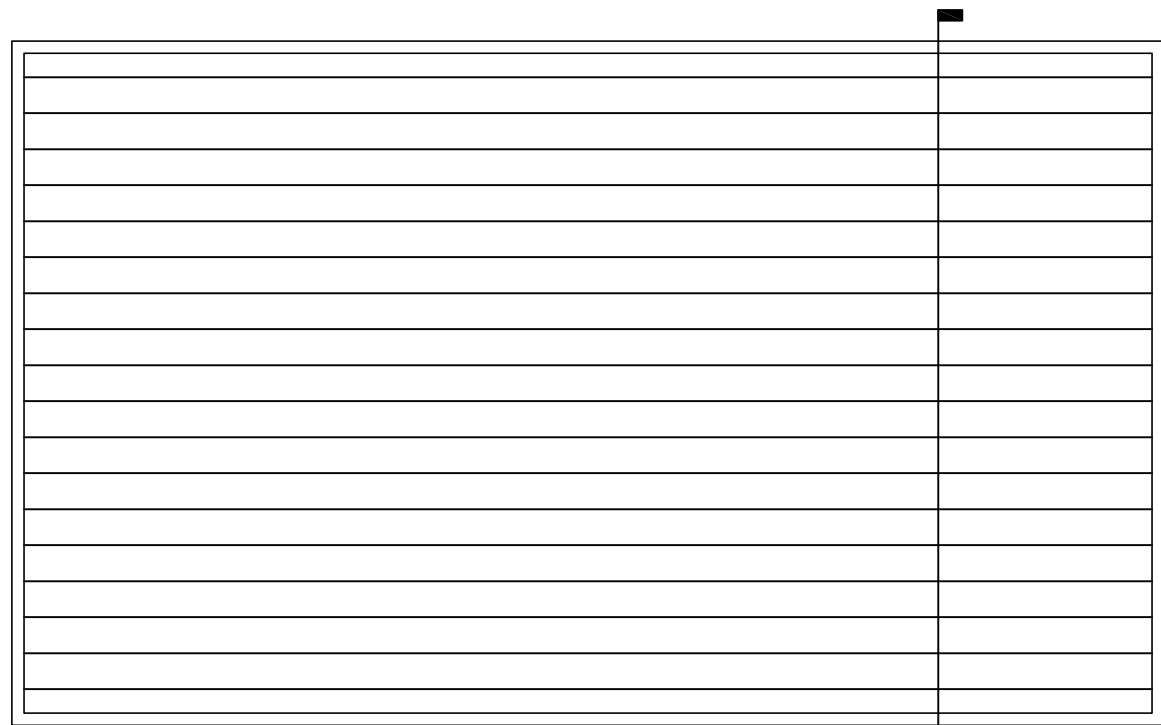
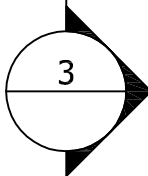



NOTE: ALL DIMENSIONS ARE TO BE DETERMINED BY THE ARCHITECT AND ENGINEER.



1 ROOF PLAN  
Scale: 3/8"=1'



2 ELEVATION  
Scale: 3/8"=1'



3 SECTION  
Scale: 3/8"=1'

DRAWN BY: AP		DATE: 9/1/2011	
SCALE: 3/8" = 1'	JOB No.:	REV:	
TITLE: COLUMN SUPPORTED DECK			SHEET: 1 of 1

**ALUMINUM TECHNIQUES, INC.**  
Quality Aluminum Fabricators Since 1982  
13302 Redfish Lane  
Stafford, TX 77477  
(281) 499-9026